

Contact Reports

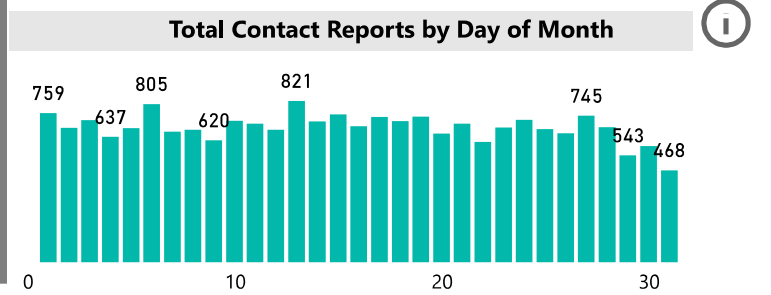
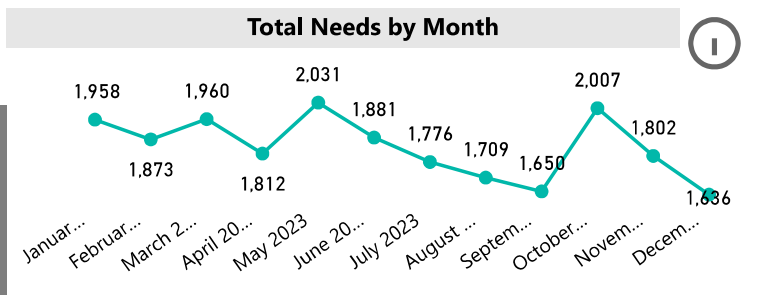
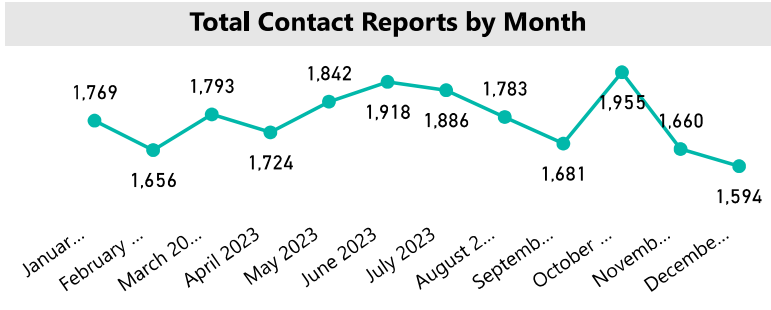
21,261

Date Range ⓘ

01/01/2023 31/12/2023

Contact Reports by Geography

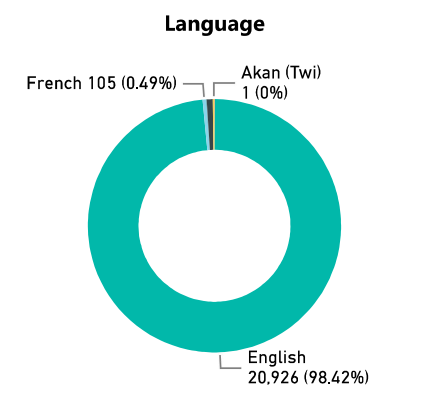
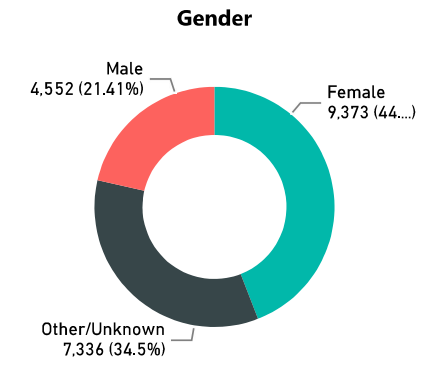
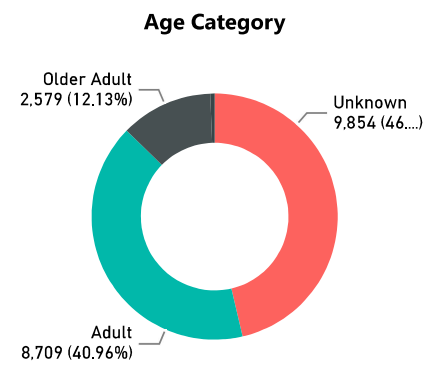
County/Region	Total Contact Reports
Niagara	21,261
St Catharines	8,283
Niagara Falls	8,122
Welland	2,177
?Unknown	670
Fort Erie	630
Port Colborne	523
Thorold	349
Grimsby	145
Niagara-on-the-Lake	102
Lincoln	101
Pelham	78
West Lincoln	54
Wainfleet	27
Total	21,261



Menu	About
Needs	Overview
Unmet Needs	Sharing

Filters

- Niagara
- City
- Age Category
- Gender
- Language



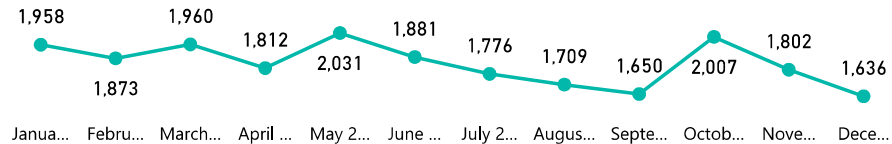
Needs Identified

22,095

Date Range ⓘ

01/01/2023 31/12/2023

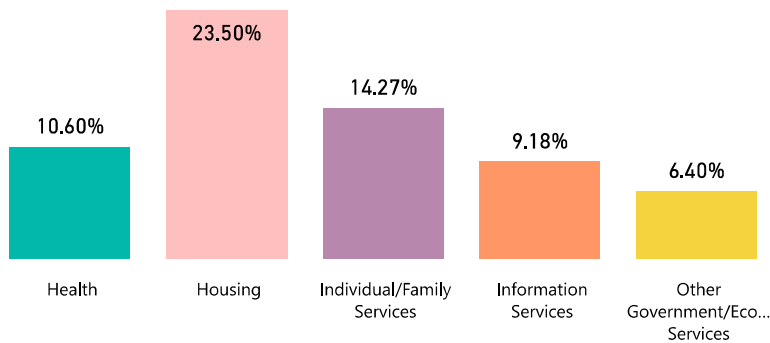
Total Needs Identified by Month



Last Refreshed: 1/14/2024 11:59:00 PM

Menu	About
Contacts	Overview
Unmet Needs	Sharing

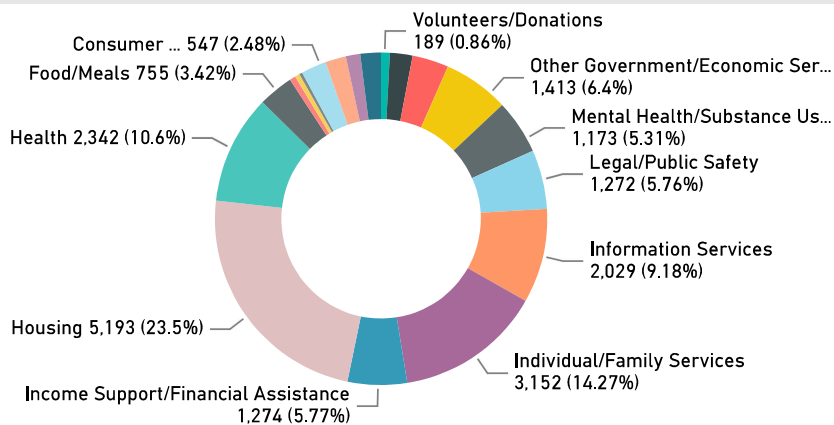
Top 5 Needs by Needs Category



Needs by Geography

County/Region	Total Needs Identified
Niagara	22,095
St Catharines	8,651
Niagara Falls	8,095
Welland	2,491
Fort Erie	737
?Unknown	588
Port Colborne	507
Thorold	411
Grimsby	157
Niagara-on-the-Lake	128
Lincoln	124
Pelham	96
West Lincoln	72
Wainfleet	38
Total	22,095

Total Needs Identified by Needs Category



Filters

- Niagara
- City
- Age Category
- Gender
- Language

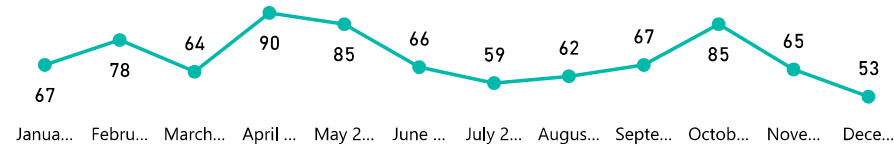
Unmet Needs Identified

841

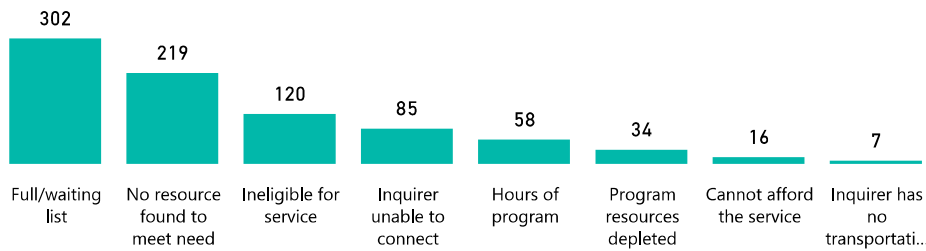
Date Range

01/01/2023 31/12/2023

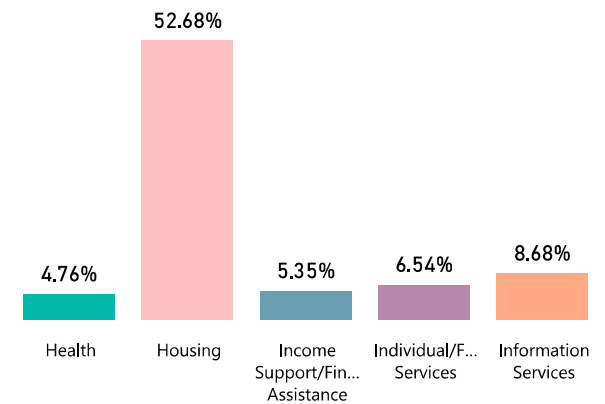
Total Unmet Needs Identified by Month



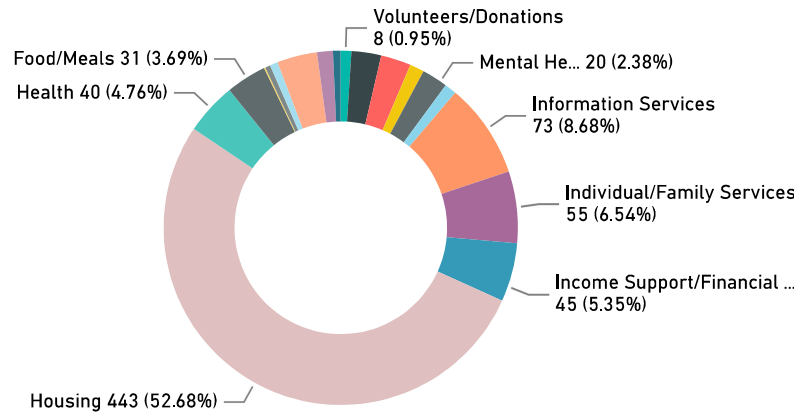
Total Unmet Needs Identified by Reason



Top 5 Unmet Needs by Needs Category



Total Unmet Needs Identified by Needs Category



Unmet Needs by Geography

County/Region	Total Needs Identified
Niagara	841
Niagara Falls	294
St Catharines	289
Welland	111
?Unknown	45
Fort Erie	42
Thorold	14
Port Colborne	13
Grimsby	10
Pelham	7
Total	841

Menu	About
Contacts	Overview
Needs	Sharing

Filters

Niagara	×	▼
City		▼
Age Category		▼
Gender		▼
Language		▼